

ALCO APOD Report

March 2024

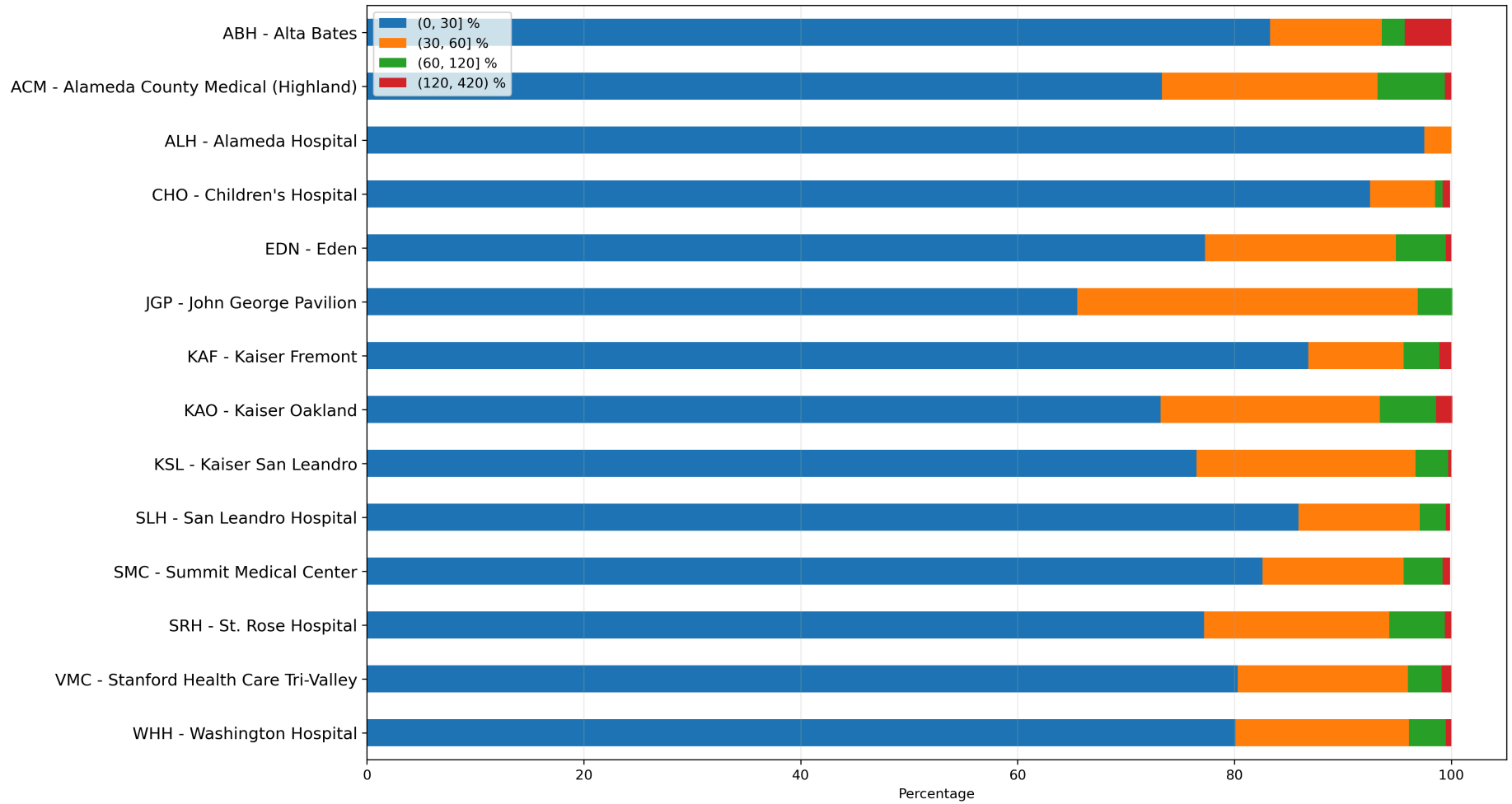
1 - Destination Statistics

	Transports	Average	90th Percentile	APOD > 30 min	APOD > 30 min %
ABH - Alta Bates	532	26.3	42.7	89	16.7%
ACM - Alameda County Medical (Highland)	1,100	24.9	50.7	294	26.7%
ALH - Alameda Hospital	354	10.3	19.5	9	2.5%
CHO - Children's Hospital	134	16.8	25.6	10	7.5%
EDN - Eden	934	22.6	45.6	212	22.7%
JGP - John George Pavilion	220	26.0	46.4	76	34.5%
KAF - Kaiser Fremont	522	20.3	36.9	69	13.2%
KAO - Kaiser Oakland	827	26.7	50.3	222	26.8%
KSL - Kaiser San Leandro	759	23.3	41.6	178	23.5%
SLH - San Leandro Hospital	498	20.5	35.0	70	14.1%
SMC - Summit Medical Center	1,210	20.3	39.4	210	17.4%
SRH - St. Rose Hospital	473	23.9	48.4	108	22.8%
VMC - Stanford Health Care Tri-Valley	650	21.8	46.4	128	19.7%
WHH - Washington Hospital	996	23.0	40.7	198	19.9%

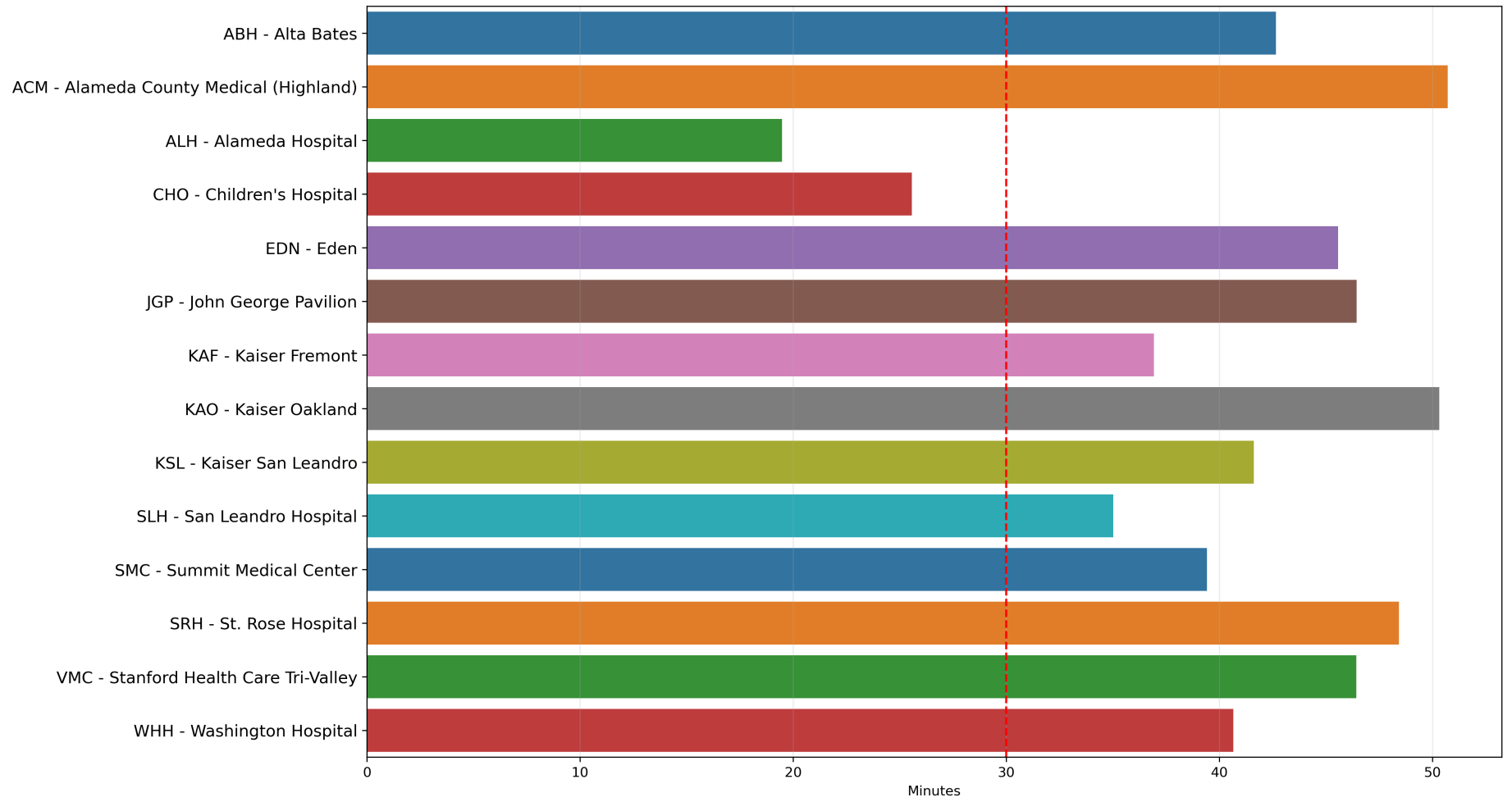
2 - Destination Duration Bins

	Transports	(0, 30]	(0, 30] %	(30, 60]	(30, 60] %	(60, 120]	(60, 120] %	(120, 420)	(120, 420) %
ABH - Alta Bates	532	443	83.3%	55	10.3%	11	2.1%	23	4.3%
ACM - Alameda County Medical (Highland)	1,100	806	73.3%	219	19.9%	68	6.2%	7	0.6%
ALH - Alameda Hospital	354	345	97.5%	9	2.5%	0	0.0%	0	0.0%
CHO - Children's Hospital	134	124	92.5%	8	6.0%	1	0.7%	1	0.7%
EDN - Eden	934	722	77.3%	164	17.6%	43	4.6%	5	0.5%
JGP - John George Pavilion	220	144	65.5%	69	31.4%	7	3.2%	0	0.0%
KAF - Kaiser Fremont	522	453	86.8%	46	8.8%	17	3.3%	6	1.1%
KAO - Kaiser Oakland	827	605	73.2%	167	20.2%	43	5.2%	12	1.5%
KSL - Kaiser San Leandro	759	581	76.5%	153	20.2%	23	3.0%	2	0.3%
SLH - San Leandro Hospital	498	428	85.9%	56	11.2%	12	2.4%	2	0.4%
SMC - Summit Medical Center	1,210	1,000	82.6%	157	13.0%	44	3.6%	9	0.7%
SRH - St. Rose Hospital	473	365	77.2%	81	17.1%	24	5.1%	3	0.6%
VMC - Stanford Health Care Tri-Valley	650	522	80.3%	102	15.7%	20	3.1%	6	0.9%
WHH - Washington Hospital	996	798	80.1%	159	16.0%	34	3.4%	5	0.5%

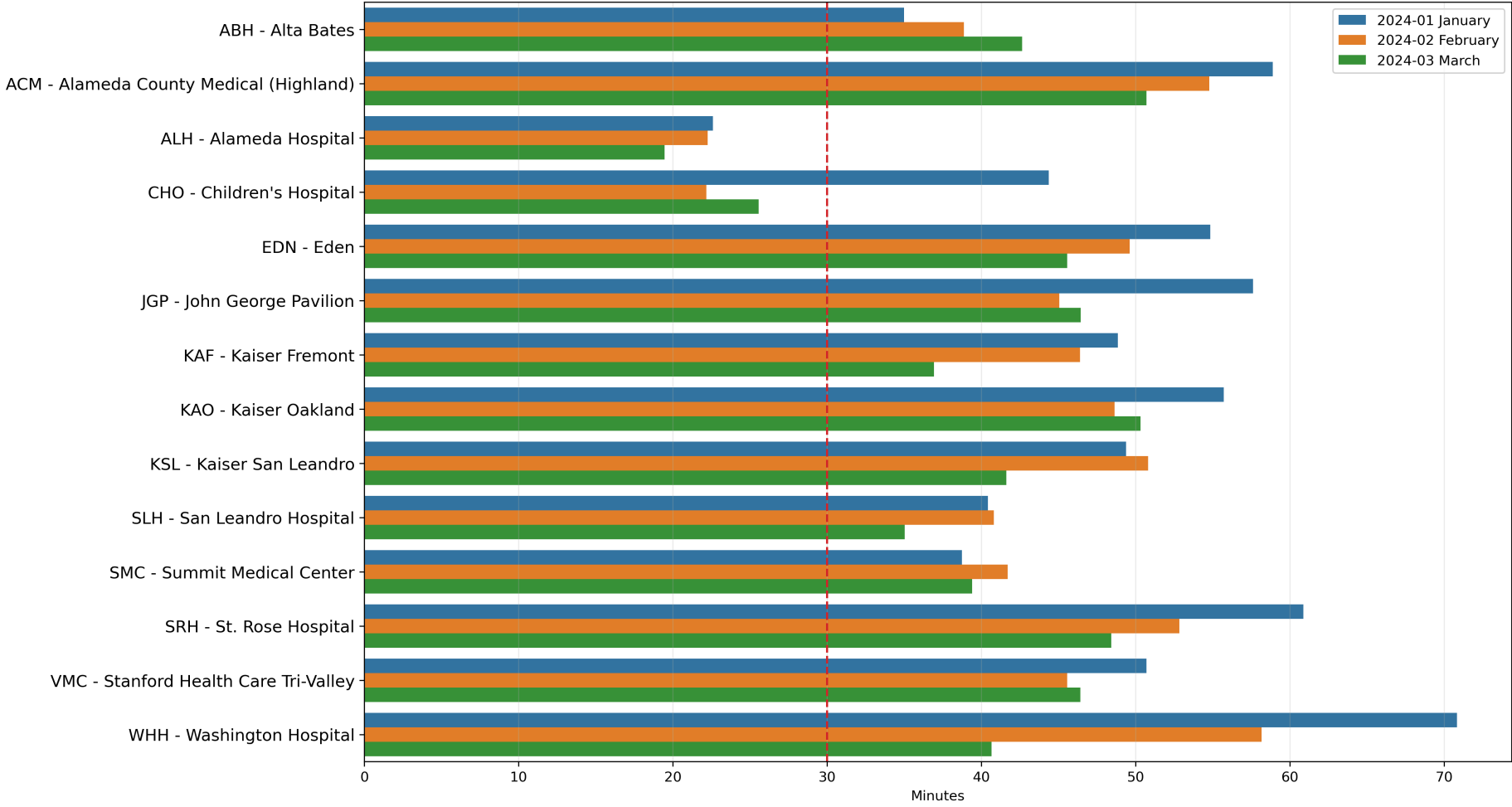
3 - Destination Duration Stacked Bins



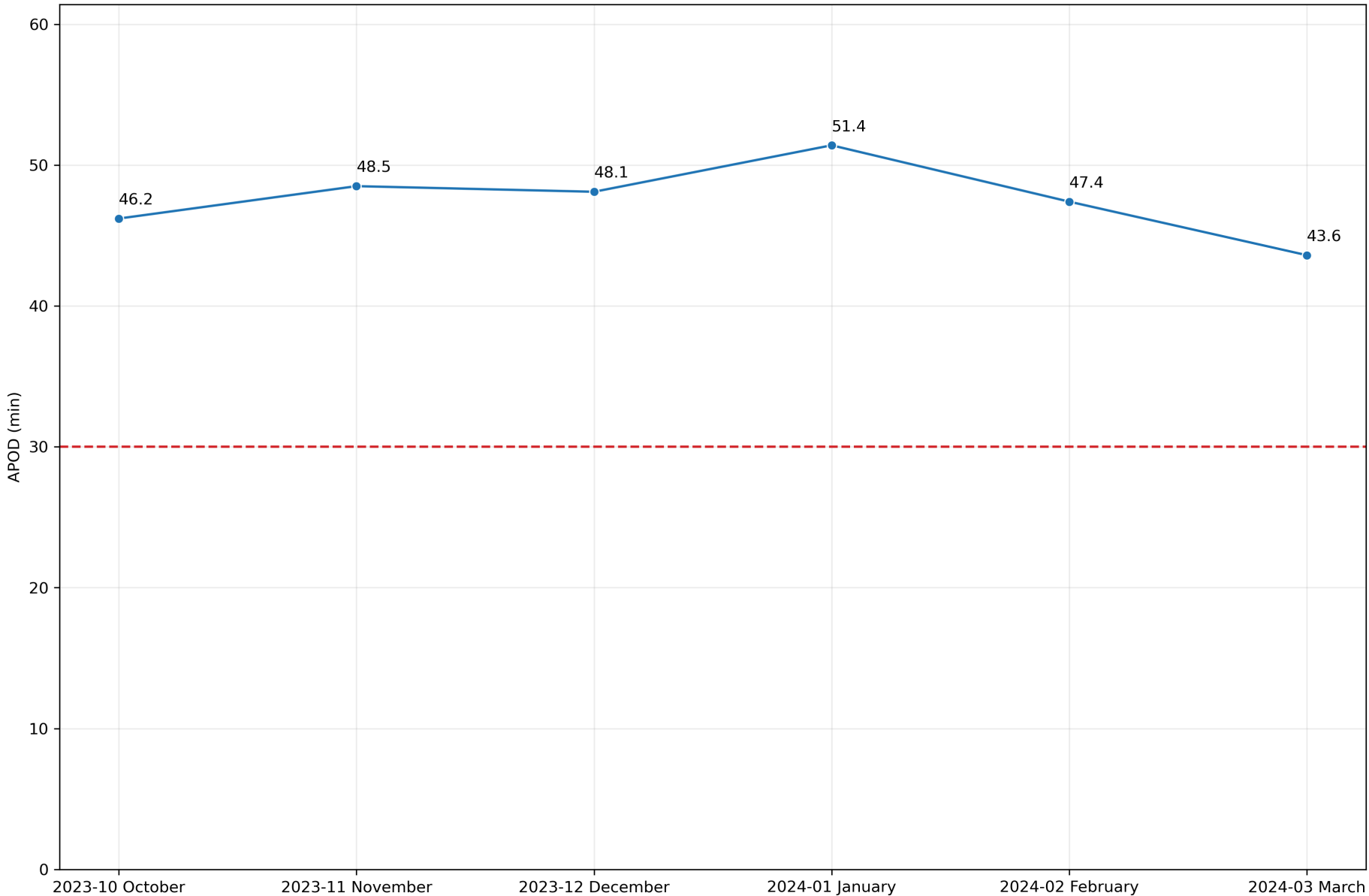
4 - 90th Percentile by Destination



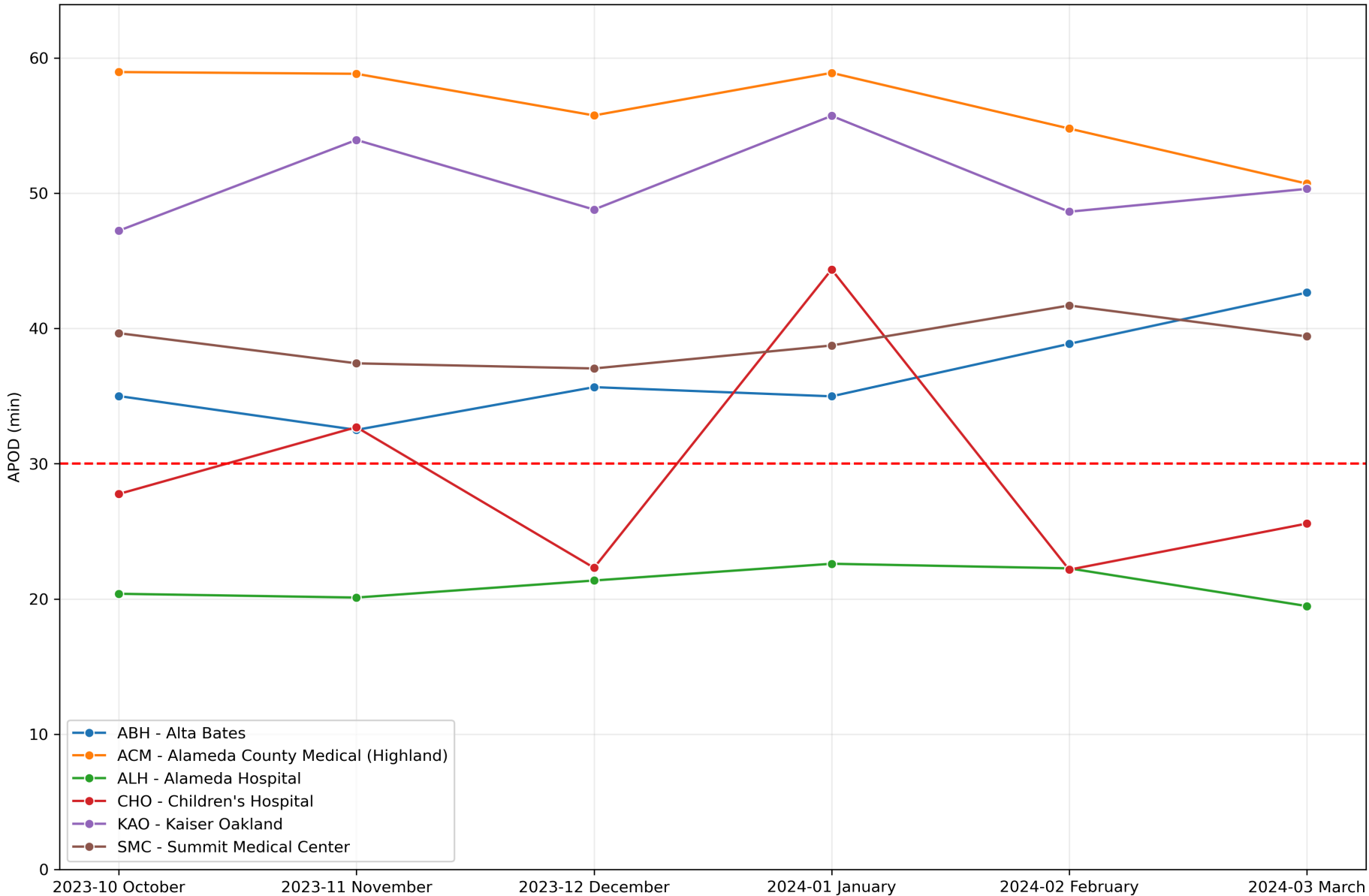
5 - Previous Three Months 90th Percentile by Destination



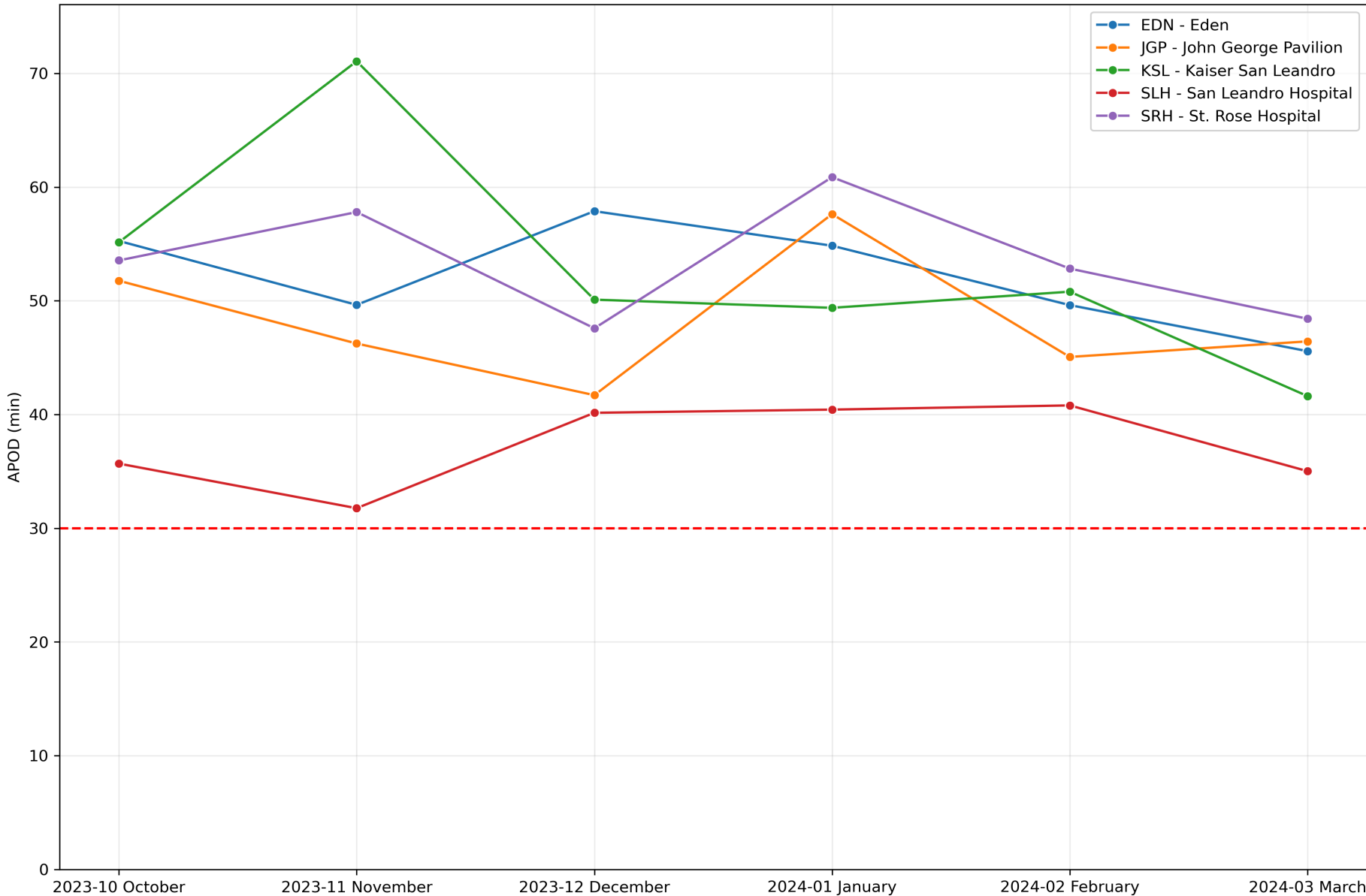
6 - Previous Six Months 90th Percentile Countywide



7 - Previous Six Months 90th Percentile in the North



8 - Previous Six Months 90th Percentile in the Middle



9 - Previous Six Months 90th Percentile in the South

